




tennants  
FINESSE F<sub>S</sub>

FIRE & SOUND



tennants  
CRYSTAL S<sub>G</sub>

SINGLE GLAZED



tennants  
CRYSTAL D<sub>G</sub>

DOUBLE GLAZED

FINESSE

Demountable Range of  
Partitioning Systems



tennants  
excellence in building products



## ABOUT THE RANGE...

Tennants Building Products is the exclusive supplier for Northern Ireland and the Republic of Ireland of Finesse Office Systems. A partitioning range that provides the perfect blend of Fire and Sound, Single Glazed and Double Glazed systems which are seamlessly connectable, it gives the architect or end-user the freedom to create inspiring working environments. This unique design feature also gives the office planner total flexibility in layout options, enabling elevation changes from fire-rated to single glazed, to full height drywall or double glazed, in any order, at any location.



## DOOR FRAMES

The Finesse door frame comes as a complete kit, and is available for both timber and glass doors. Standard sizes are stocked, but any door leaf sizes are available on request. All our door frame kits are CNC fabricated and incorporate engineered hinges and strike posts, door heads, strike plates, closing strips, and screws. Providing a perfect finish, our door frame kits also greatly reduce on-site installation.

## VIZION DOUBLE GLAZED DOORS

With striking clean lines and a sharp, contemporary appearance, Vizion Doors are certain to enhance any office space, whether glazed or solid. Of course, Vizion Doors also have the added benefit of enhanced acoustic performance of 38dB.



## FEATURES

- Fully double glazed 44mm thick door leaves, standard or bespoke sizes, offering a perfect synergy with any double or single glazed partition system.
- Clear toughened glass, structurally bonded to an internal chassis, giving an all-glass appearance.
- Narrow (63mm) back-coloured frit border to all edges (in optional colours) which remains parallel (no lock box protrusion) even when fitted with locks and levers.
- Can be installed in any door frame type, (timber, aluminium, steel), having a conventional 45mm rebate, single or double door sets.
- Doors are mounted on off-set pivots, with double perimeter Quiet-fin seals to upper door edges, ensuring that an unbroken seal contact is maintained, even around locks.
- Offset, back-to-back 25mm diameter stainless steel (as standard), or push-plate and pull-handle furniture.
- Lever, latch, lock options with latch only, latch and lock with euro profile cylinder, self-locking and panic release features all available within the standard chassis profile (no additional lock box protrusion needed).
- Different types of D handles are available. Automatic mechanical drop-down acoustic threshold seal can be included.





# FINESSE FS

## KEY FEATURES:

- Rapid installation and demount ability
- Fully re-usable
- Fully re-locatable
- Significant cost advantage
- Fire rating for 30 minutes and 60 minutes in solid
- Fire rating for 30 minutes in glazed (up to fully glazed) and doors
- Available in 75, 100 and 125mm configuration
- Single or double plasterboard walls
- 12.5mm boards and 15mm boards within the same framework
- Timber or full glass doors
- Excellent acoustic properties
- Pencil line, cover, omega trims and flush-joint construction
- Extensive variety of panels and panel finishes
- Single glazed available in central and offset (UPVC)
- Double glazed profiles available for standard and integral blinds (UPVC)
- Aluminium double glazed profiles
- Integration of CRYSTAL SG and CRYSTAL DG sections with FINESSE FS
- 75mm concealed fix (reversible) aluminium skirting
- Radius corner profiles with 45°/135° and 90° configurations.



## FIRE AND SOUND OFFICE PARTITIONING

The Finesse Fire and Sound office partitioning system provides the foundation for the Finesse and Crystal family of demountable, high-quality, robust and attractive office partitioning systems. Many of the carefully developed parts are shared between the Finesse Fire and Sound system, the Crystal Double Glazed system and the Crystal Single Glazed system. This unique design feature provides the office planner with total flexibility in layout options, enabling elevation changes from fire-rated or single-glazed to full-height drywall or double glazed, in any order, at any location.

Fire and Sound Finesse FS is a certified fire-rated system achieving 60 certification with a full height drywall arrangement and 30 minutes with either full-height or part-height glazing. Finesse is certified to achieve a sound reduction of up to dB 45 with full-height 15mm thick boards with Rockwall infill or 43Db using 12.5mm boards with Rockwall infill. Full details for fire and sound ratings on this system can be found in our Electronic Catalogue. Please contact one of our many distributors for a free copy.

## INNOVATION

The Finesse FS office partitioning system is designed to provide a full-height or part-height 75mm, 100mm or 120mm thick drywall elevation, incorporating two or four 12.5mm-thick boards, or two 15mm thick boards with optional 6.0mm or 8.8mm-thick full-height or part-height double glazed configuration

with centrally fitted or offset fitted glass, or in aluminium double-glazed 6 to 10mm glass configuration. A choice of glazing chairs enables internally-mounted Venetian blinds to be fitted if privacy is required. Alternatively, our unique hidden-fix board clips give a pencil line joint with a flush wall finish, which is completely demountable and reusable.





## FIRE AND SOUND OFFICE PARTITIONING

### CONNECTIVITY

The Finesse FS system is fully compatible with Crystal SG (single glazed) and Crystal DG (double glazed) systems, enabling a seamless transition from a section of 60-minute drywall partitioning to either a section of full-height double or single-glazed partitioning, with the added benefit of either internal blinds in the double glazed system using the CGD160 internal mullion post, or manifestations on any of the three systems.



### DESIGN

With the most up-to-date CAD and 3D visualisation software being used, new sections can be designed and visualised with ease, speeding up the manufacturing process. This is one of the many reasons that Finesse office systems is specified in so many installations, and how we stay ahead of the industry.

### FINISHES

Finesse FS can be specified in an almost unlimited array of colours which can be chosen from RAL and BS colour standards to give a unique colour scheme, or to blend in with an existing design. The new addition to the system is a wood wrap finish which can mimic the look of real wood (but with the durability and hard-wearing properties of powder

coating), while significantly reducing the environmental impact and cost. All visible surfaces are wrapped with the wood finish and all non-visible surfaces are painted with the nearest colour match to the wood effect. To find out what wood finishes and colours are available, please contact one of our stockists for more information.

### DOOR FRAMES

Finesse FS door frames are factory produced and are provided in kits suitable for timber doors and glass doors. Standard sizes are stocked, but any door leaf sizes are available. All door frame kits are fully engineered, incorporating hinges, strike posts, door heads, strike plates, closing strips and screws.



FS



# CRYSTAL SG

## KEY FEATURES:

- Ultra-slimline 25mm base, head and wall sections
- Clip-fit sections
- Deflection head section
- Crystal Dry Joints for rapid installation
- Three unique designs of door frames
- Full integration with Crystal DG system
- Full integration with Finesse FS system
- Accepts glass from 10 to 15mm
- Complete designer flexibility



## SINGLE GLAZED OFFICE PARTITIONING

SG

This super-slim full-height single glazed partitioning system uses a high-quality aluminium framework only 25mm wide, which accepts glass of 10mm up to 12.8mm thick using standard tear-off glazing gaskets. Thicker glass can be used if required. As with all other Finesse and Crystal systems, the sections are clip-together, and are designed to substantially reduce on-site installation time, particularly where transitions to either double

glazed or drywall are required. Crystal SG gives architects the opportunity to create work environments that are imaginative and visually stunning by using manifestations and innovative storage solutions to maximise floor space. Space is always at a premium, and the ultra-slimline Crystal sections give a footprint that is barely bigger than the glass itself, creating an almost frameless illusion.





## SINGLE GLAZED OFFICE PARTITIONING

### DRY JOINTS

To complement our system, we designed Crystal Dry Joints - translucent plastic sections with an external profile reduced to the minimum to create a near seamless appearance.

The installation process is effortless and considerably faster than the alternative silicone joints. No drying time is required - just clip into place and move on to the next section.

If the specification requires tape or silicone joints, they can be installed easily. This is why the Crystal range is so versatile.



### CREATIVITY

Crystal SG gives architects the opportunity to create work environments that are imaginative and visually stunning by using manifestations and innovative storage solutions to maximise floor space. Space is always at a premium, and the ultra-slimline crystal sections give a footprint that is barely bigger than the glass itself, creating an almost frameless illusion.

### CONNECTIVITY

Crystal SG parts are fully compatible with Finesse FS and Crystal DG parts, enabling a seamless transition from a section of single glazing to either double glazed, full or part-height drywall, in any order.

### FINISHES

Crystal SG can be specified in an almost unlimited array of colours, which can be chosen from RAL and BS colour standards to give a unique colour scheme or to blend in with an existing design. The new addition to the system is a wood wrap finish which can mimic the look of real wood but with the durability and hard wearing properties of powder coating, while significantly reducing the environmental impact and the cost. All visible surfaces are wrapped with the wood finish and all non-visible surfaces are painted with the nearest colour match to the wood effect. For more information, or to find out what wood finishes and colours are available, please contact one of our many stockists.



### DOOR FRAMES

Crystal SG door frames are factory produced, and are provided in kits suitable for timber doors and glass doors. Standard sizes are stocked but any door leaf sizes are available. All door frame kits are fully engineered, incorporating hinges and strike posts, door heads, hinges, strike plates, closing strips and screws.





# CRYSTAL DG

## KEY FEATURES:

- Ultra slim line 25mm deep base, head and wall sections
- Clip-fit sections
- Two unique internal mullion posts
- Two unique designs of door frames
- Full integration with Crystal SG system
- Full integration with Finesse FS system
- Accepts glass from 6 to 12.8mm
- Complete designer flexibility



## DOUBLE GLAZED OFFICE PARTITIONING



The Crystal DG office partitioning system is designed to provide elegant, full-height glazed elevations incorporating glass thicknesses from 6mm up to 12.8mm. Innovative design features are prominent throughout the range with smart clip-together sections ensuring fast site erection and cost savings, combined with extremely clean lines in appearance.

### GASKETS


Using only two sizes of the patented and unique glazing mullion gaskets CGD190 and CGD194 ensures that the two elevations of 6mm up to 12.8mm

thick glass in any combination can be accommodated within the high-quality aluminium frames, providing a constant front glazing line.

### INSTALLATION

Crystal DG was created with two things in mind - extremely easy installation (which was always lacking in the industry), and stunning end results to please the most demanding of clients and architects.

When fitted with 8.8mm and 12.8mm thick acoustic glass, the Crystal DG System has been certified to achieve a sound reduction of dB 50.







## DOUBLE GLAZED OFFICE PARTITIONING



### DRY JOINTS

To complement our system, we designed Crystal Dry Joints which are translucent plastic sections with an external profile reduced to the minimum to create a near seamless appearance.

The installation process is effortless and considerably faster than the alternative silicone joints, with no drying time required. Simply peel off the protective layer of the adhesive strip, clip into place and move on to the next section, with no mess and no fuss.




### FINISHES

Crystal DG can be specified in an almost unlimited array of colours, which can be chosen from RAL and BS colour standards to give a unique colour scheme or to blend in with an existing design. The use of eye-catching manifestations adds that finishing touch to the space.

The new addition to the system is a wood wrap finish which can mimic the look of real wood (but with the durability and hard-wearing properties of powder coating), while reducing the cost and environmental impact significantly. All visible surfaces are wrapped with the wood finish, and all non-visible surfaces are painted with the nearest colour match to the wood effect. For more information, or to find out what wood finishes are available, please contact one of our stockists.

### DOOR FRAMES

Crystal DG door frames are factory produced, and are provided in kits suitable for timber doors and glass doors. Standard sizes are stocked but any door leaf sizes are available. All door frame kits incorporate engineered hinge and strike posts, door heads, hinges, strike plates, closing strips and screws.



### IMPACT


Crystal DG can achieve clean lines and visual impact by giving the illusion an almost solid wall of glass, with or without internal blinds. With the addition of manifestation you can create privacy, branding or just a dramatic statement. Both of the mullion posts systems enable rapid installation to save time.

### CONNECTIVITY

Crystal DG parts are fully compatible with Finesse FS and Crystal SG systems, enabling a seamless transition from a section of full-height double glazing to either a section of single glazing or a section of 60-minute fire-rated drywall partitioning, providing total flexibility for the office planner.



**tennants**  
excellence in building products



**Dublin Office:**

Unit 500, Beech Road  
Western Ind Estate  
Dublin 12  
T: 01 450 3480  
F: 01 450 3521  
E: demountable@tennantsbp.com

**Belfast Office:**

46 Ravenhill Road  
Belfast  
BT6 8EB  
T: 028 9073 1501  
F: 028 9045 0927  
E: demountable@tennantsbp.com

[www.tennantsbp.com](http://www.tennantsbp.com)